



FLORIDA DRUPALCAMP 2014

MARCH 8 - 9, 2014 @ FLORIDA TECHNICAL COLLEGE IN ORLANDO, FL

OA2 Overview and Site Planning



Building collaboration sites to communicate securely, share assets & accomplish work together online.

John Studdard



Managing Partner Big Couch Media Group

Full service South Florida based Digital Agency

To us, business is personal

john@bigcouchmedia.com

<http://www.bigcouchmedia.com>

@johnstuddard @bigcouchmedia



Outline



What are we going to cover:

- Drupal
- Distributions
- Open Atrium 2 Overview
- Open Atrium 2 Planning
- OA2 Resources

Drupal



Open source project that serves as a content management system (CMS) and application framework.

Key Features:

- A platform for rapid website assembly
- Enormously scalable
- Freely extensible
- Built for social publishing
- Open to your branding
- Flexible in deployment
- Beloved by a thriving development community
- Without software acquisition or licensing costs
- Fanatical about following standards
- Proven high in security

The Stats:

- More than 12 years of development
- Millions of downloads
- Nearly 1 million drupal.org members
- More than 1.5 million sites
- More than 27,000 contributing developers
- More than 22,000 contributed modules

Source: Acquia

Drupal Distributions



Drupal distributions provide pre-configured installations, allowing you to quickly setup a fully featured Drupal site.

- Distributions typically include installation profiles, modules, features, themes and now "apps".
- Examples:
 - OpenAtrium, OpenPublic, OpenPublish, Commerce KickStart, Drupal Commons
- Resource:
 - https://drupal.org/project/project_distribution

What is Open Atrium 2



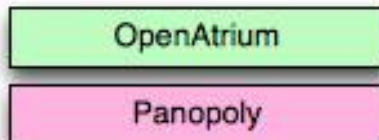
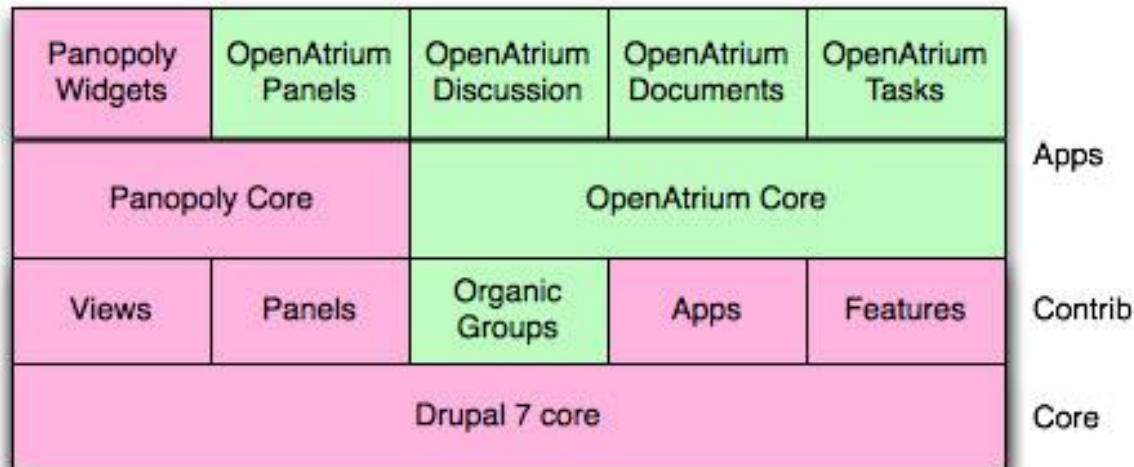
Open source collaboration software

- Connect teams, projects, and knowledge.
 - BaseCamp for the masses
- Integrate your existing software
- Use Cases
 - Intranet, Social collaboration platform, Web portal, Document management, Wiki, Learning management system
- What's new in OA2
 - Drupal 7
 - Built on the Panopoly distribution
 - Bootstrap based theme (Radix)
 - Responsive, mobile ready
 - Built with more contrib and less custom
 - More framework than canned app
 - Extendable via feature module and native tools

Core Architecture



Drupal, Panopoly, Contrib and Apps



Source: Phase 2

Out-of-the-Box Features
















- **Documents**
 - Create, attach, store, share, and collaborate.
- **Events**
 - Manage upcoming events with integrated calendars.
- **Discussions**
 - Communicate, collaborate, and exchange ideas securely.
- **Multimedia**
 - Embed, store, and access files, images, & videos. Store once. Use Sitewide.
- **Mobile Optimized**
 - Create, publish, and access anywhere. No app required.
- **Worktracker**
 - Monitor projects, milestones, & deliverables.
- **Data Security**
 - Granular access control, sitewide.
- **Identity Management**
 - Roles, Permissions, & LDAP integration.
- **Activity Streams**
 - Consistently monitor work and communications at a glance.
- **Workflow**
 - Appropriately manage and publish content.
- **Notifications**
 - Subscribe, notify, & respond in email.
- **Tags & Taxonomies**
 - Content categorization for quick and seamless access.
- **Learning Tools**
 - Online trainings, catalogues, and course management
- **Social Tools**
 - Follow, like, subscribe & connect.
- **Microsites**
 - Easily create sub-sites & departmental landing pages.
- **Custom Dashboard**
 - Widgets to customize your view and filter information.
- **Custom Look & Feel**
 - 40+ fully responsive layouts, configurable banners, & unlimited colors.
- **Tutorials & Tours**
 - Guide and train users with in-line walkthrough.

OA2 Building Blocks



- Understanding the components (building blocks) and new vernacular of the system is critical to wrapping your head around the possibilities.

People	Structure	Permissions	Content
<p>Your OA site accommodates anyone from the anonymous internet user to collections of members on your site.</p>	<p>OA lets you build the information architecture that meets the need of your content.</p>	<p>Control who has access to what content from the individual member to multiple groups of users.</p>	<p>Open Atrium ships with the following types of content:</p>
<p> MEMBER a user with access to your site's spaces</p>	<p> SPACE a collection of content. Similar to a filing cabinet</p>	<p> PUBLIC any registered user can see this space</p>	<p> DOCUMENTS document pages, wiki pages, articles, and document management</p>
<p> GROUP a collection of users that span a related purpose across multiple spaces</p>	<p> SUB-SPACE an additional division of content within a space, like the drawer of your filing cabinet</p>	<p> PRIVATE only members of the space can access the content</p>	<p> EVENTS calendar with iCal integration and geolocation</p>
<p> TEAM an ad-hoc collection of users specific to one space</p>	<p> SECTION where your content actually lives on your site, like the file folder in the drawer</p>	<p> MIXED-MODE the top level space is public, but with many private areas nested below</p>	<p> DISCUSSIONS forums, discussion posts, and media attachments to conversations</p>
			<p> WORKTRACKER Monitor projects, milestones, and deliverables</p>

Source: Phase 2

Rules Of Thumb



- There is no single “right way”
- DOs
 - Delegate: Choose 1-2 planners, not committee of 15.
 - Prototype: Plan and implement quickly. Use sandbox mode.
 - Iterate: Test, test and test your ideas.
- DON'Ts
 - DO NOT create identical content multiple times.
 - DO NOT resend the same message or post in multiple places.
 - DO NOT force users to sift through irrelevant content.
 - DO NOT move content between space in order to get approvals.
 - DO NOT go too deep in spaces/subspaces, think horizontally instead of vertically in structure, easier to secure and manage

Site Planning



- Setup a Who, What, Why grid
 - Who: Groups and Teams
 - What: Spaces and Sections
 - Why: Content
- Questions to Ask:
 - What is the purpose of your website? (Content)
 - Who is your audience? (People)
 - Examples include an anonymous user, a user within a particular interest group, specific geographical region, organizational hierarchy, or with a specific role
 - What content will your audience need to access? (Permissions)
 - How will your audience interact with that content? (Structure)

Information Architecture



- The best information architecture from standard patterns for an Open Atrium 2 site is strict hierarchy, where there are homepages with specific subspaces and sections nested beneath. OA will support all though...

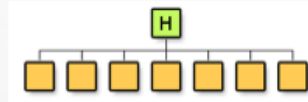
All-on-one



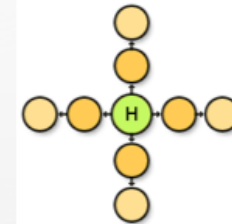
Flat



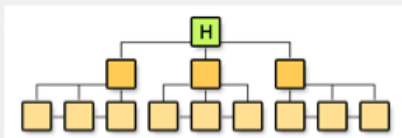
Index



Hub-and-spoke



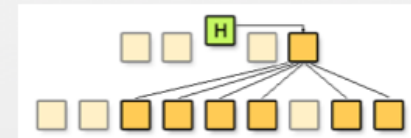
Strict hierarchy



Multi-dimensional hierarchy

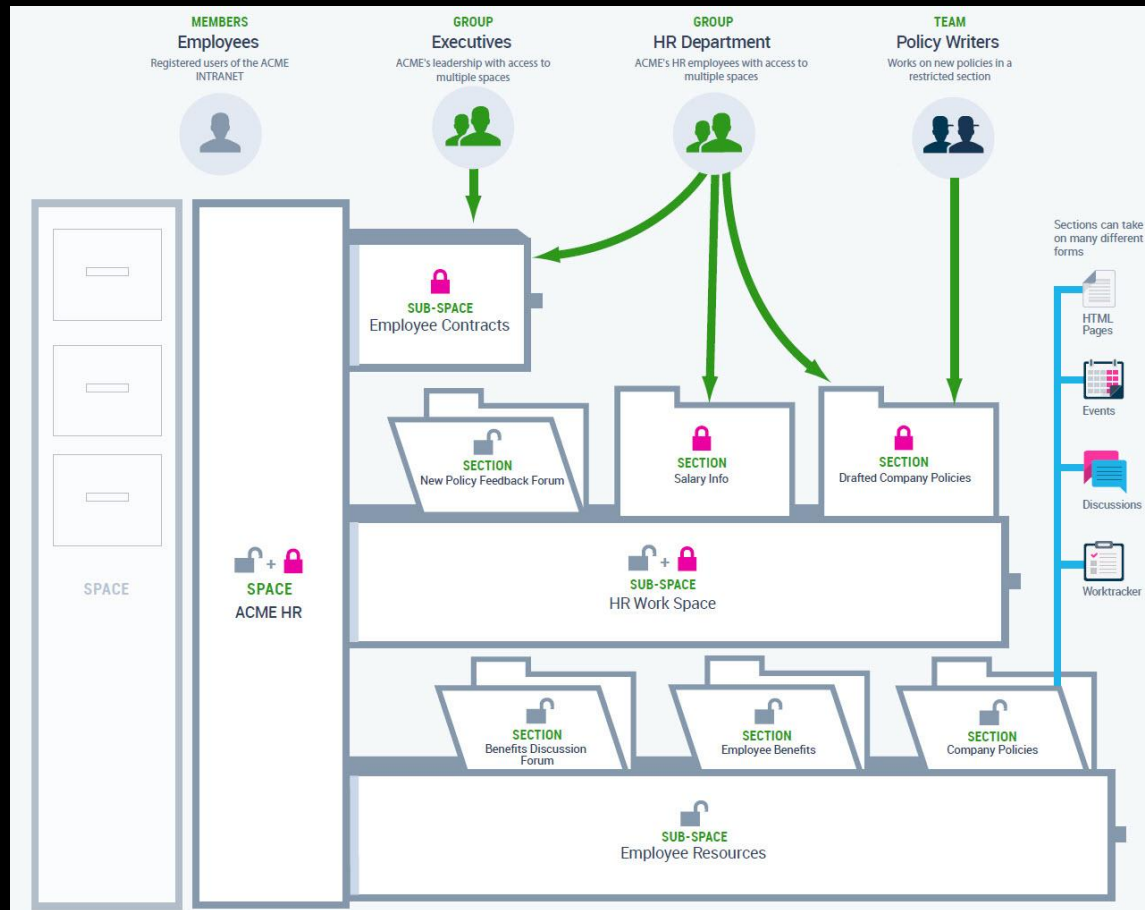


Search



Source: Phase 2

Sample Structure



Source: Phase 2

Lessons Learned



- Plan Plan Plan
- Test Test Test
- Watch all of the (current) videos on OA2 docs site
- Use sandbox mode to quickly reset from tests
- Stay current on distribution updates
 - Try not to upgrade modules that are included in distro
- Have a themer handy
- Learn Panels/Panelizer concepts
- Use Pantheon
 - Quick spin up, good performance
 - Insulates you from complexities of install
 - Can have 3 environments running

OA2 Resources



Download:

<http://openatrium.com/>

<https://drupal.org/project/openatrium>

Community:

<https://community.openatrium.com/>

Documentation:

<http://docs.openatrium.com/>

One Click Spinup / Hosting

<https://dashboard.getpantheon.com/products/openatrium2/spinup>

Panopoly

<https://drupal.org/project/panopoly>

OA2 Webinars



Planning your OA Site:

<http://vimeo.com/79901116>

Latest Features Overview:

<http://vimeo.com/81627383>

Extending OA:

<https://www.youtube.com/watch?v=IfStOxR9p0s>

Case Study with OA in higher education:

<http://vimeo.com/85362545>

Q & A



John Studdard Big Couch Media Group

john@bigcouchmedia.com

<http://www.bigcouchmedia.com>

@johnstuddard

@bigcouchmedia

Announcements



The After Party will be at The Firkin & Kegler Family Entertainment Center which is located at:

12850 Waterford Lakes Parkway, Orlando, FL 32828.

When you get there, ask where "the Loft" is.

The party will start at 6PM and goes until they kick us out.

There will be alcohol and food available.

And we'll be talking Drupal!



FLORIDA DRUPALCAMP 2014

MARCH 8 - 9, 2014 @ FLORIDA TECHNICAL COLLEGE IN ORLANDO, FL

What Did You Think?

Please Evaluate this session at:
fldrupalcamp.org/program/schedule